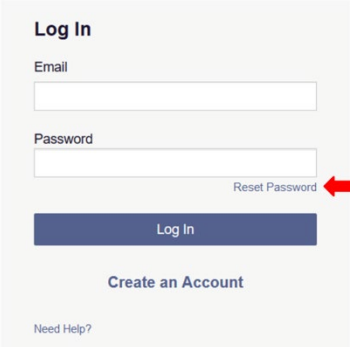


How to Reset Your PMP Password

1. Go online to <https://arizona.pmpaware.net/>, click on the Reset Password link



Log In

Email




Password

[Reset Password](#)

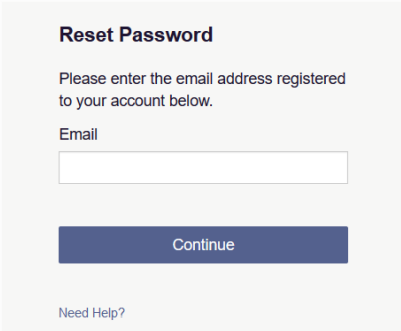
Log In

[Create an Account](#)

[Need Help?](#)

Browsers Supported    (11+)

2. Type in your email address, then click on the continue button



Reset Password

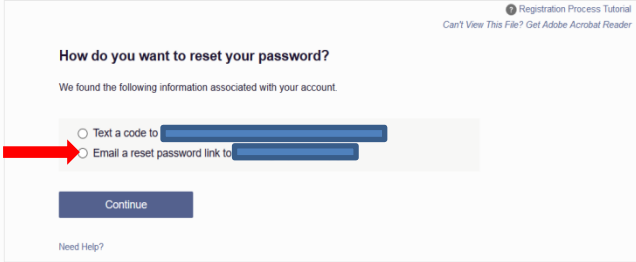
Please enter the email address registered to your account below.

Email

Continue

[Need Help?](#)

3. Click “Email a reset password link to”, then click the continue button



Registration Process Tutorial
Can't View This File? Get Adobe Acrobat Reader

How do you want to reset your password?

We found the following information associated with your account.

Text a code to

Email a reset password link to

Continue

[Need Help?](#)

4. You will receive an email from no-reply@arizona.pmpaware.net (check your spam and junk mail folders) with information on how to reset your password.